

Transportation Funding Overview



“The Alphabet Soup”

Philip Chu
Senior Management Analyst



cta

San Bernardino County
Transportation Authority

Three Main Categories of Funding

- Federal



- State



- Local



San Bernardino County
Transportation Authority



The Basic

Types Federal Funds- (Under Fixing America's Surface Transportation (FAST ACT))

- Surface Transportation Block Grant (STBG, aka the old STP)
 - Transportation Alternative (TA) and Rec trails Set aside
 - Highway Bridge Program (HBP) Set aside
- Congestion Mitigation & Air Quality (CMAQ)
- National Highway Freight Program (NHFP)
- Safety Program
 - Highway Safety Improvement Program (HSIP)
 - RR Highway Crossing PUC 130
- Discretionary Program
 - Public Lands Highway
 - Corridors & Boarders
 - Interstate Maintenance IMD
 - Scenic Byways



Federal Funds

Federal Funds-



- **Programming**
 - Federal Transportation Improvement Program (FTIP)
 - Regional Transportation Plan (RTP) Modeling requirements
- **Authorization through Caltrans (E-76 process)**
 - E-76 authorization prior to contract award (A&E)
 - E-76 authorization prior to construction bid release (CON)
- **Environmental Doc**
 - Must clear NEPA – FHWA delegated to Caltrans
- **Local Match**
 - Usually 11.47%
- **Federal Project Requirements**
 - Privilege wage, Buy USA etc.



Federal Funds

Surface Transportation Block Grant (STBG)- aka the old STP)

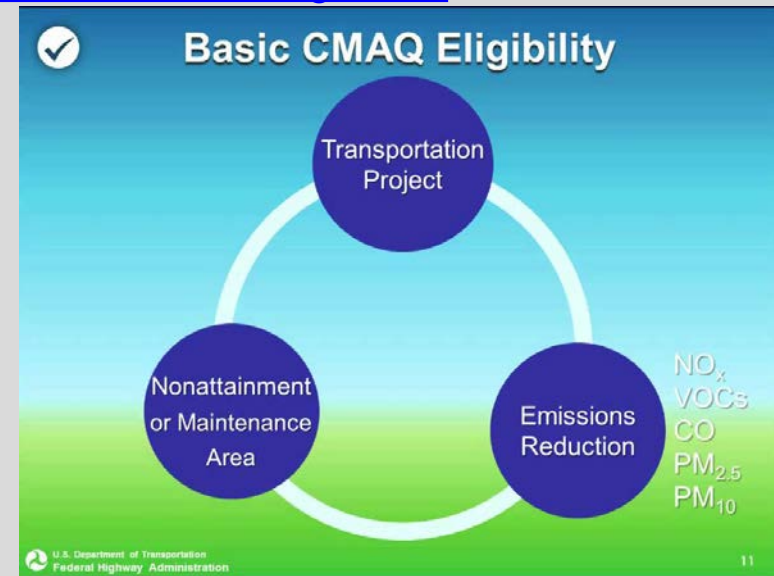
- STBG- (approx. \$900m statewide)
 - Very flexible
 - Distributed to the RTPA by population and formula
 - Functional Classification- Minor Collector or above
 - Preventive Maintenance- Must have PMS system, with over 5 years of service life
 - Local match requirement of 11.47% (may use toll credit as match, check with RTPA)
 - <https://www.fhwa.dot.gov/specialfunding/stp/160307.cfm>
- TAP (Transportation Alternative Program approx. \$85m statewide)
 - Incorporated with the State's Active Transportation Program (ATP)
- HBP (Highway Bridge Replacement & Rehab)
 - \$75m for off federal aid system- no match required
 - \$225m for on federal aid system
 - Will not pay for widening of a bridge. (with some caveat)
 - Must have an Sufficiency Rating of 80 or less
 - Submit application by February of each year
 - http://dot.ca.gov/hq/LocalPrograms/lam/prog_g/g06hbrr.pdf



STBG

Congestion Mitigation & Air Quality (CMAQ)

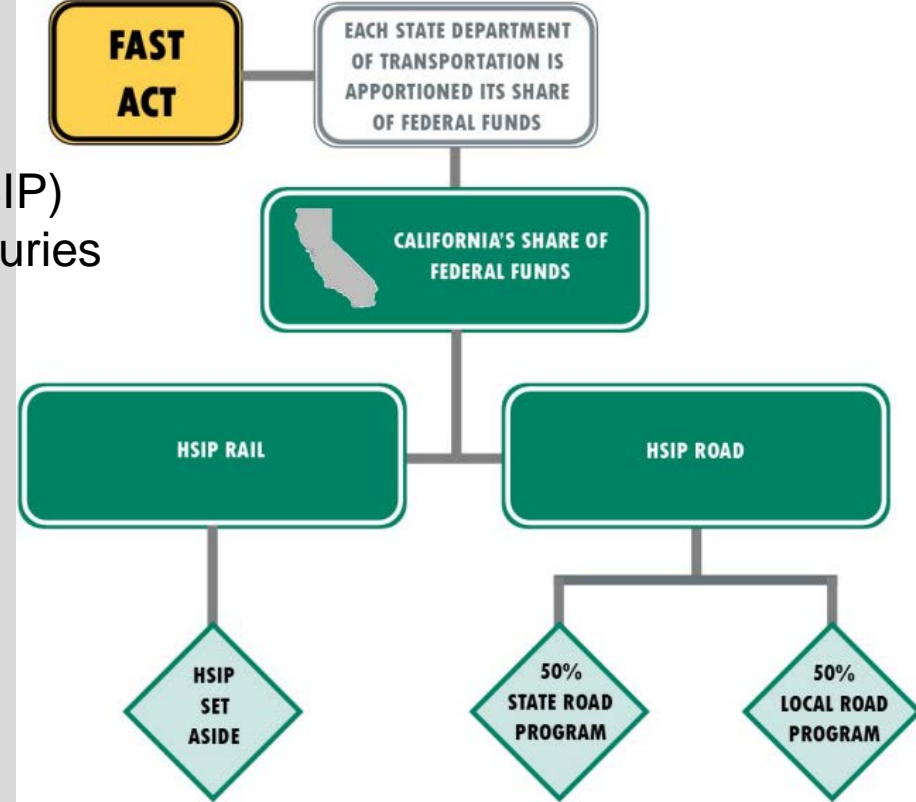
- CMAQ- (approx. \$460m statewide)
 - Distributed to RTPA within the Federally designated air quality nonattainment and maintenance areas.
 - Project must demonstrate emission reduction
 - Operating assistance up to 3 years
 - Routine maintenance and rehab not eligible
 - Local match requirement of 11.47% (may use toll credit match, check with RTPA)
 - Air quality analysis report required for each project
 - http://www.dot.ca.gov/hq/transprog/federal/cmaq/CMAQ_Web_Page.html
- Examples
 - HOV Lanes
 - Transit (fleet conversion)
 - New Transit Route(up to 3 years for operating assistance)
 - Rideshare program
 - Traffic Signal Coordination
 - Park and Ride Lots



CMAQ

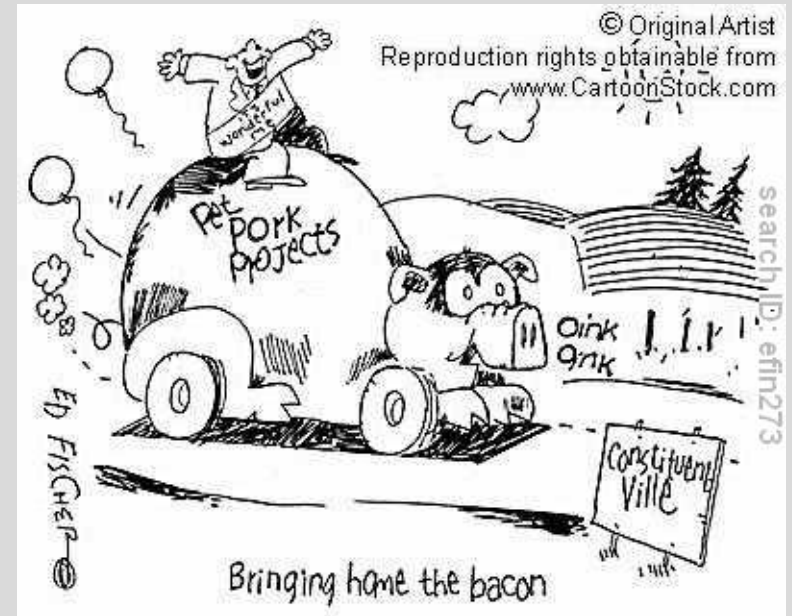
Safety Program

- Highway Safety Improvement Program (HSIP)
 - Reduce traffic fatalities and serious injuries on public roads
 - Infrastructure-related highway safety improvements
 - Various set-aside's such as
 - Guardrail
 - High Friction Surface Treatment
 - Ped crossing enhancement
 - Tribes
 - Horizontal Signing
 - Cycle 9 Call for Project - July 2018
 - Approx \$120m with 11.47% local match
 - <http://www.dot.ca.gov/hq/LocalPrograms/HSIP/2016/HSIP-Guidelines.pdf>
- RR Highway Crossing PUC 130 (approx. \$30m)
 - CPUC identify projects from PUC Grade Sep priority list (similar to PUC 190)
 - Call for projects are due to CPUC each October
 - 10% local match required



Other Federal Programs

- National Highway Freight Program (NHFP)
 - Approx. \$535m for three Federal FY
 - Combined with State's SB1 Trade Corridor Enhancement Program (TCEP)
- Discretionary Program
 - Public Lands Highway
 - Corridors & Boarders
 - Interstate Maintenance IMD
 - Scenic Byways
- <https://www.fhwa.dot.gov/discretionary/>



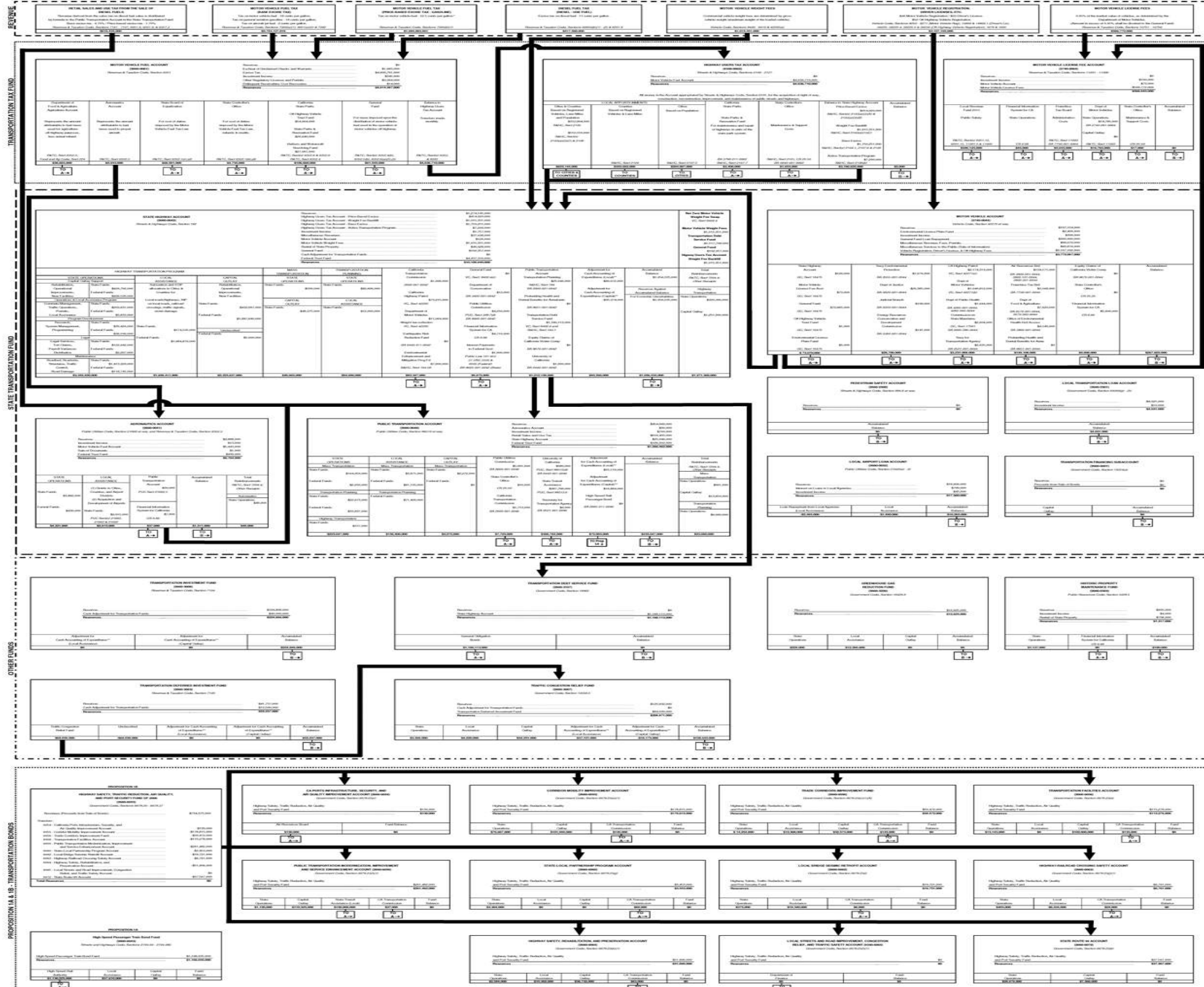
PROPOSITION 1A & 1B - TRANSPORTATION BONDS

OTHER FUNDS

STATE TRANSPORTATION FUND

TRANSPORTATION TAX FUND

REVENUE



STATE OF CALIFORNIA
DEPARTMENT OF TRANSPORTATION
DIVISION OF BUDGETS
(January 2015)

¹⁰⁰TO REIMBURSE BEST SERVICE FOR GENERAL OBLIGATION

B ACCUMULATED-BALANCES	
Revenue/Income Accounts	
Gross Sales (Less: Reduction of Cost)	\$ 2,121.15
Shipping/Collect. Tax Account	2.00
Interest/Property Maintenance Fund	10.00
Interest/Local Source	1.00
Interest/State Source	1.00
Interest/Transportation Fund	8.00
Interest/Unallocated	2.00
Motor Vehicle (Less: Interest on Revenue)	0.00
Professional Liability	0.00
Public Transportation Account	0.00
State Highway (Less: Fuel Tax)	1,270.00
State/County/Unallocated Fund	1,000.00
Transportation (State/Unallocated Fund)	0.00
Transportation/Unallocated Account Fund	0.00
Transportation/Unallocated Fund	25.00
Transportation/Unallocated Fund	2,000.00
Transportation/Unallocated Fund	0.00

FEDERAL FUNDS DEPARTMENT OF TRANSPORTATION	
Intermodal Account	\$ 475,000
Public Transportation Account	\$ 185,500,000
State Highway Account	\$ 4,457,314,000
Totals	\$ 4,642,989,000

<p> <input type="checkbox"/> YES, I AM INTERESTED </p>	
<p> <input type="checkbox"/> NAME </p>	<p> <input type="checkbox"/> PHONE </p>
<p> <input type="checkbox"/> ADDRESS </p>	<p> <input type="checkbox"/> CITY </p>
<p> <input type="checkbox"/> STATE </p>	<p> <input type="checkbox"/> ZIP </p>
<p> <input type="checkbox"/> E-MAIL </p>	<p> <input type="checkbox"/> DATE </p>

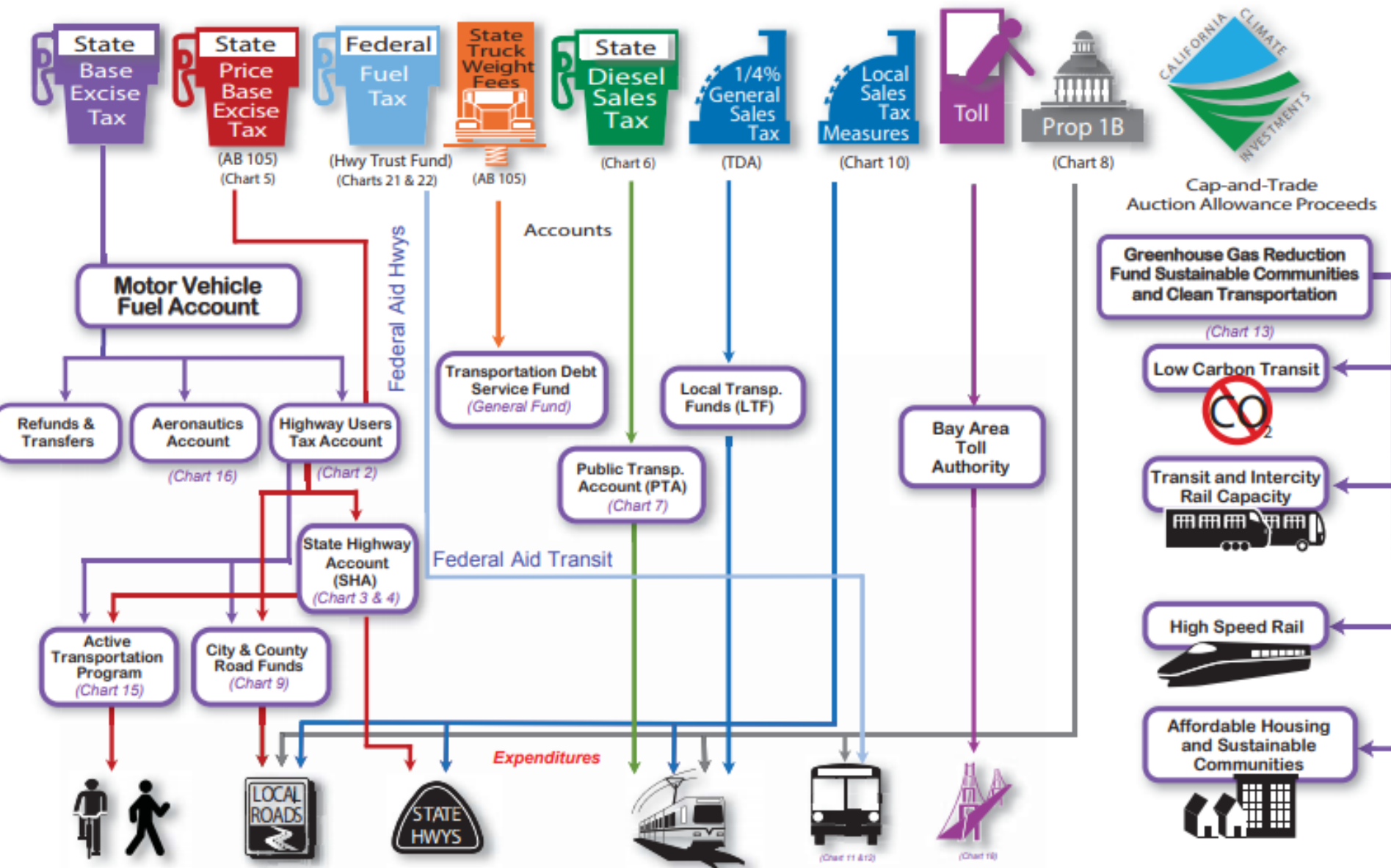
[illegible]

TRANSPORTATION DEBT SERVICE	
Trans-Highway Account	
FY 2000-01	\$ 2,000,000.00
FY 2001-02	\$ 2,000,000.00
FY 2002-03	\$ 2,000,000.00
FY 2003-04	\$ 2,000,000.00
FY 2004-05	\$ 2,000,000.00
FY 2005-06	\$ 2,000,000.00
Subtotal	\$ 12,000,000.00
Funds: Transportation Account	
FY 2000-01	\$ 2,000,000.00
FY 2001-02	\$ 2,000,000.00
FY 2002-03	\$ 2,000,000.00
FY 2003-04	\$ 2,000,000.00
FY 2004-05	\$ 2,000,000.00
FY 2005-06	\$ 2,000,000.00
Subtotal	\$ 12,000,000.00

[illegible][illegible]

A Simplified Overview of Transportation Funding

Chart 1



State Funds-



- California Transportation Commission (CTC)

- Programming of projects
- Allocation
- CTC meeting Schedule
- <http://www.catc.ca.gov/meetings/>

- Environmental Doc

- CEQA requirement- CTC approval required if project is above a CE

- Local Match

- Varies by program

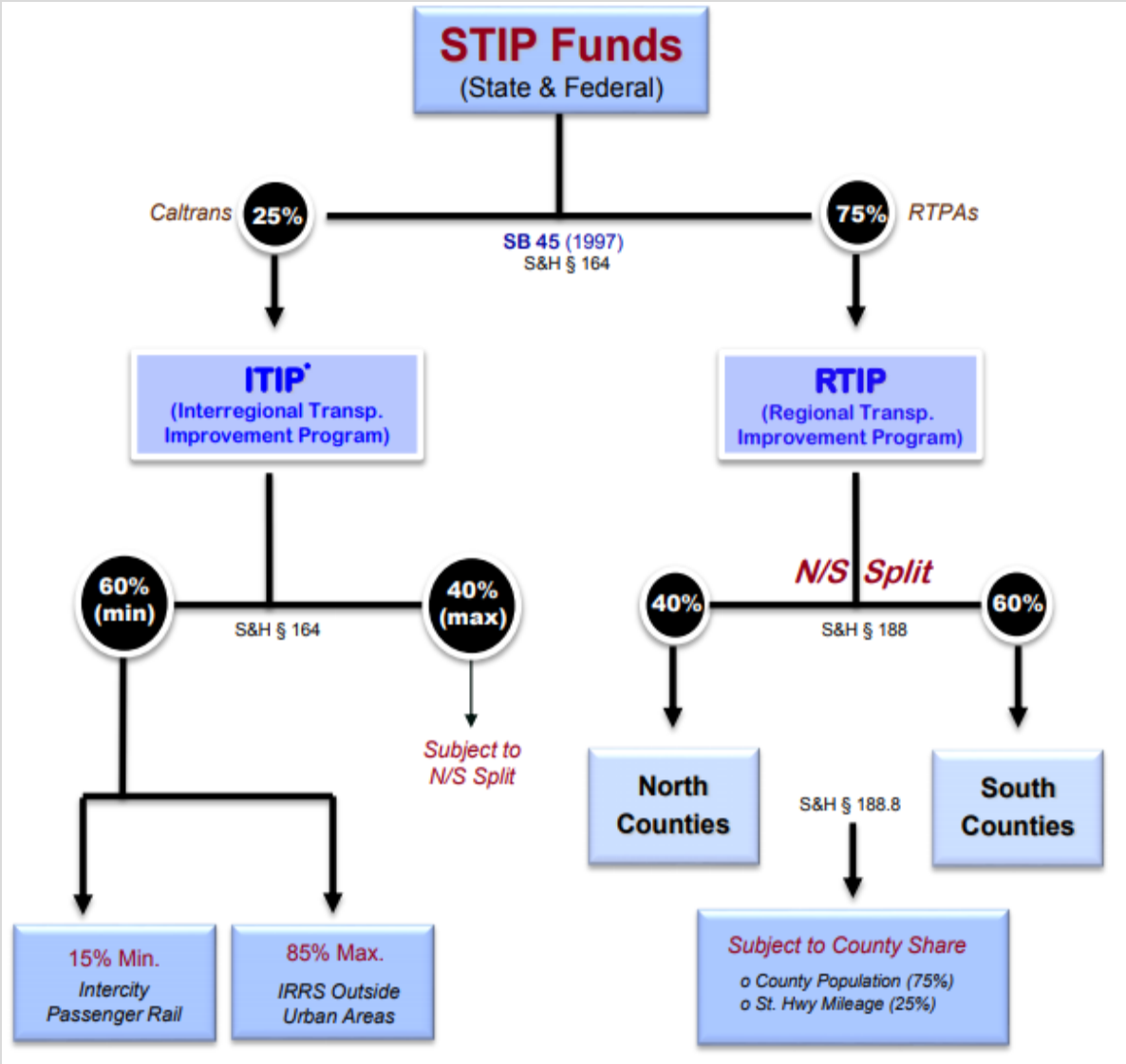


State Funds-

- Proposed
• CIP, SHOP, TCIF, HRCSA, TLSP, LBSRA, PTMISEA
- State Transportation Improvement Program (STIP)
 - Regional- 75%
 - Interregional- 25%
- State Highway Operation & Protection Program (SHOPP)
 - Caltrans
- Cap & Trade (AB32)
 - TIRCP
 - LCTOP
- Senate Bill 1 (SB1)
 - TCEP, LPP, SCCP, LSRP etc.
- Transit Development Act Fund (TDA)
 - Article 3,8



State Transportation Improvement Program (STIP)



State Transportation Improvement Program (STIP)

- Five year programming updated every two years
- \$2.26 Billion for 2018 STIP Cycle
- <http://www.catc.ca.gov/programs/stip/>

Regional- RTPAs- 75%

- Within Urban Area
- On State Highway System
- Reduce Greenhouse Gas Emission (i.e. Transit projects)
- Consistent with the RTP
- ROW and CON with Advance Project Development Element (APDE) funding Project Development Cost.

Interregional- Caltrans- 25%

- Outside Urban Area (85%)
- On State Highway System
- Intercity Passenger Rail (15% min)
- Consistent with the State's Transportation Plan



State Funds

State Highway Operation & Protection Program (SHOPP)

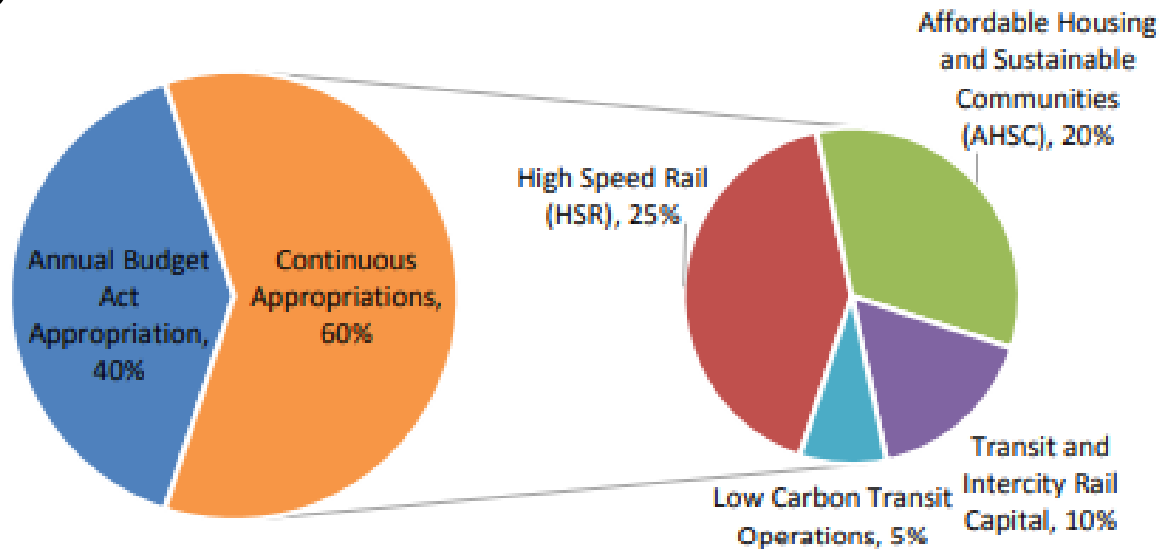
- Four year program
- \$18 Billion for 2018 SHOPP cycle
- <http://www.dot.ca.gov/hq/transprog/shopp.htm>
- “Fix it First” Program
 - Repairs
 - Preservations
 - Safety Improvements
 - Operational Improvements
 - Must fund projects according to the Transportation Asset Management Plan (TAMP)



State Funds

Cap & Trade (AB32)

SB 862 Cap-and-Trade Revenue Allocation

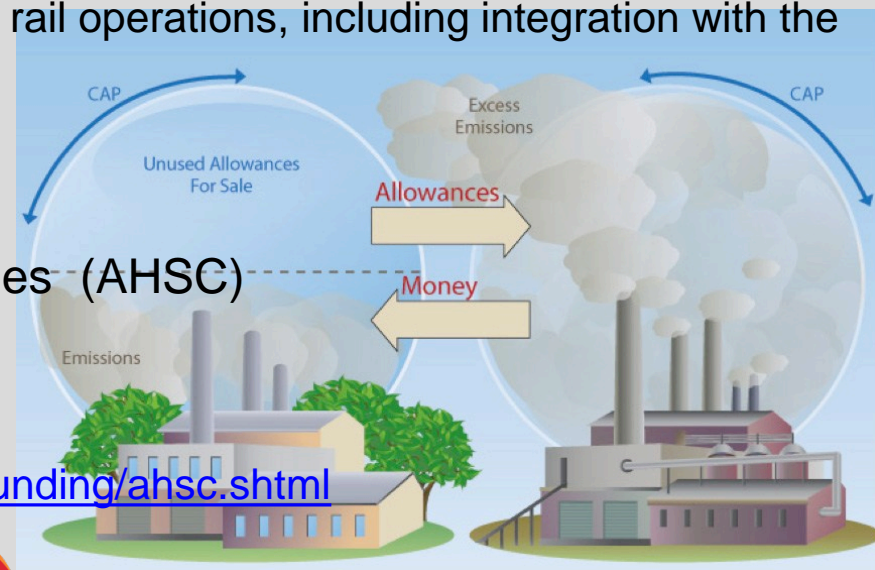


- AB 32 (2006) requires the reduction of greenhouse gas (GHG) emissions to 1990 levels by 2020
- ARB conducts quarterly auctions and sells emission allowances that is intended to generate billions of dollars in state revenue over multiple years. Proceeds from these auctions are deposited into the Greenhouse Gas Reduction Fund
- <https://www.arb.ca.gov/cc/capandtrade/capandtrade.htm>



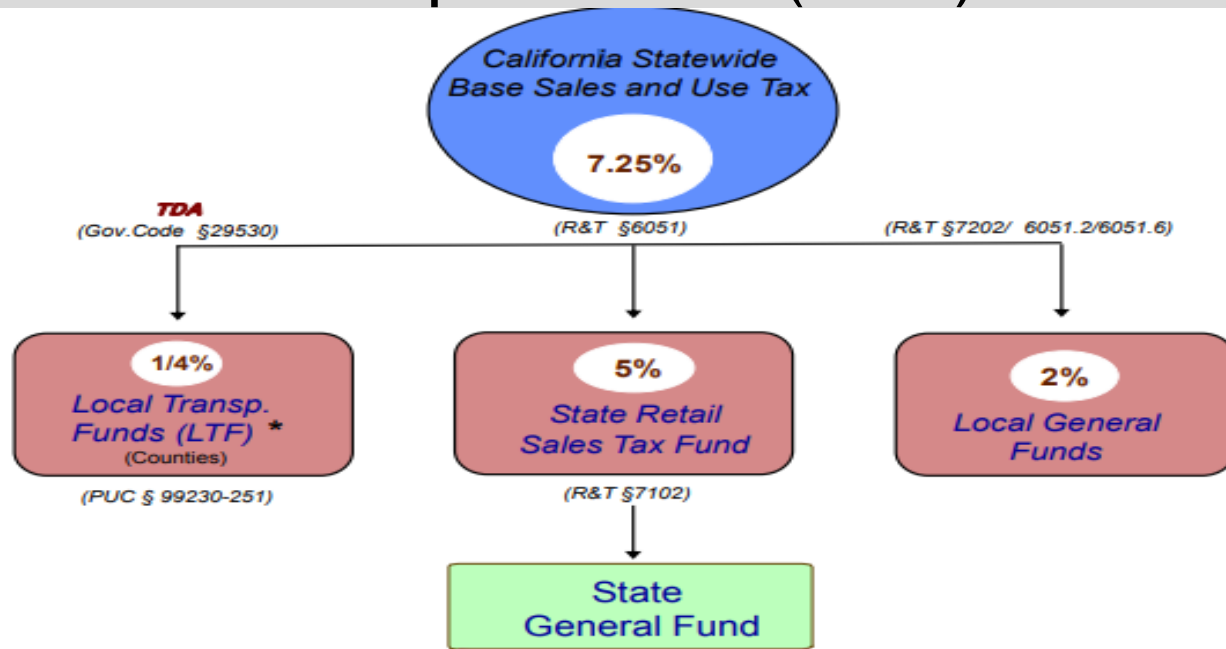
Cap & Trade (AB32)

- Low Carbon Transit Operation Program (LCTOP)
 - Formulaic program
 - Operating and transit capital for transit agencies to reduce greenhouse gas emission and improvement mobility with priority for disadvantage communities
 - <http://www.dot.ca.gov/drmt/splctop.html>
- Transit & Intercity Rail Capacity Program (TIRCP)-
 - Also funded by SB1- approx. \$1.4 billion for 6 years
 - Competitive grant
 - Reduce emissions of greenhouse gases
 - Expand and improve transit service to increase ridership
 - Integrate the rail service of the state's various rail operations, including integration with the high speed rail system
 - Improve transit safety
 - <http://www.dot.ca.gov/drmt/sptircp.html>
- Affordable Housing & Sustainable Communities (AHSC)
 - Affordable Housing
 - Sustainable Transportation Infrastructure
 - TODs
 - <http://www.hcd.ca.gov/grants-funding/active-funding/ahsc.shtml>




State Funds

Transportation Development Act (TDA)



Statewide Diesel Fuel Sales Tax Rate



* Two funding sources within TDA law



State Funds

Transportation Development Act (TDA)

- Local Transportation Funds (LTF) – 0.25% Sales tax (SBCTA- \$85m)
- State Transit Assistance (STA) – 1.75% of diesel sales tax (SBCTA- \$12m)
- TDA Article 3
 - Bicycle and Pedestrian set aside – 2% annually (SBCTA- \$1.8m)
 - RTPA Call for project
 - Use as ATP match
- TDA Article 8
 - Remaining TDA funds can be use for streets and roads
 - If the RTPA determines that there is no Unmet Transit Need, Reasonable to meet
 - SBCTA- Mountain Desert Area Only – Approx. \$1m per year



State Funds

Local Funds

Transit Districts (Permanent 0.5% Taxes)

- BART (S.F., Alameda, Contra Costa)
- Santa Clara
- San Mateo
- Santa Cruz

" Self-Help" (Temporary .5 % Taxes)

County	Duration	Est. 2017 Revenues (in millions \$)
Alameda (Measure BB, 1% Tax)	2015-2045	322
Contra Costa	1989-2034	87
Fresno	1987-2027	78
Imperial	1990-2050	15
Los Angeles (1%)	Permanent	1,637
Los Angeles (Measure R)	2009-2039	819
Los Angeles (Measure M)	2017- Indefinite	819
Madera	1990-2027	9
Merced	2017-2047	28
Marin	2005-2025	16
Monterey (.375%)	2017-2047	27
Napa (Measure T)	2018-2043 (Est.)*	N/A
Orange	1991-2041	337
Riverside	1989-2039	185
Sacramento	1989-2039	122
San Bernardino	1990-2034	207
San Diego	1988-2048	298
San Francisco	1990-2034	107
San Joaquin	1991-2041	59
San Mateo	1989-2033	86
Santa Barbara	1990-2040	37
Santa Clara	1996-2036	226
Santa Clara (BART Ext 0.125%)	2013-2043 (Est.)	56
Santa Clara (VTA- Measure B)	2017-2047	226
Santa Cruz	2017-2032	20
Sonoma (0.25% Tax)	2005-2025	24
Sonoma-Marín (SMART 0.25%)	2009-2029	38
Stanislaus	2017-2042	46
Tulare	2007-2037	34
Total Estimated 2017 Revenue		\$5,965



Local Funds

Local Funds

Local Option Sales Tax “Self Help Counties”

- San Bernardino County - 0.5% Sales Tax
- Old Measure I 1990-2010
- Current Measure I 2010-2040 (renewed in 2006)
 - \$160 million per year
- Measure I 2010-2040 Strategic Plan
 - Valley: Freeway, Interchange, Major Street, Local Street, Transit and Rail, Traffic Management System.
 - Sub Area: Mountain, Cajon pass, North Desert, Colorado River, Morongo Basin, Victor Valley
 - Nexus Study/ DIF Share
 - Policies for Measure I
- Ten Year Delivery Plan
 - Geographic equity
 - Financial plan: Revenue and Expenditure
 - Updated every 2 years
- <http://www.gosbcta.com/sbcta/plans-projects/funding-measureI.html>



Thank you!



Philip Chu
Senior Management Analyst
Phone: 909-884-8276
E-mail: pchu@gosbcta.com



cta

San Bernardino County
Transportation Authority